

Changing Your Display's Resolution

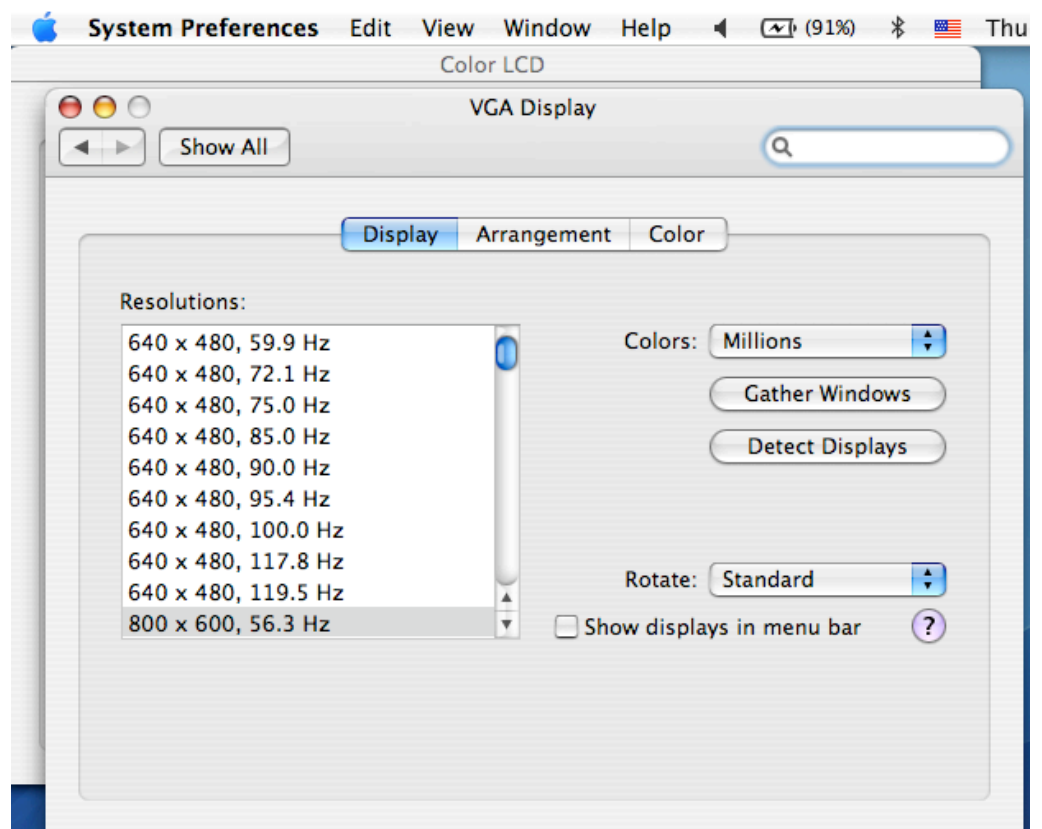
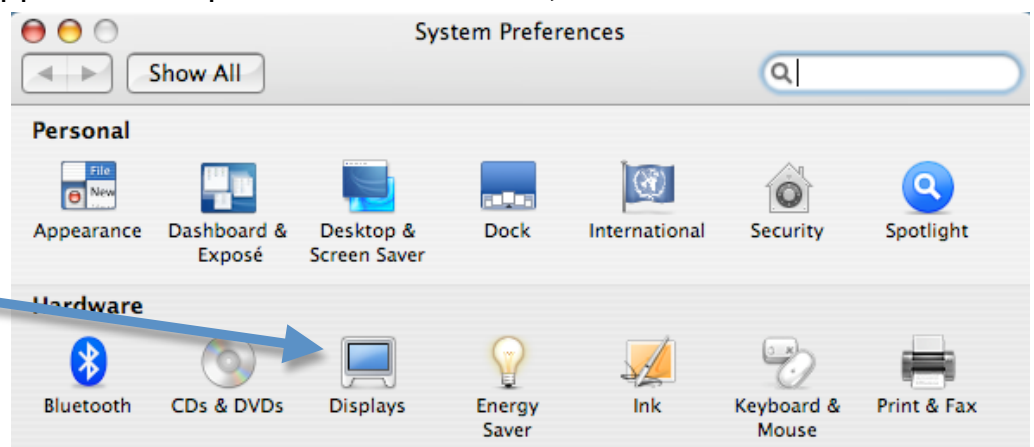
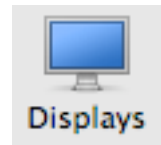
Background: When you connect a projector to your computer, the screen resolution automatically changes to that of the projector's default resolution. The projector should automatically mirror what you see on your computer's display. You can change both of these things.

1. Plug in the projector. (Even without a projector, you may use these directions to choose a different resolution for your display).

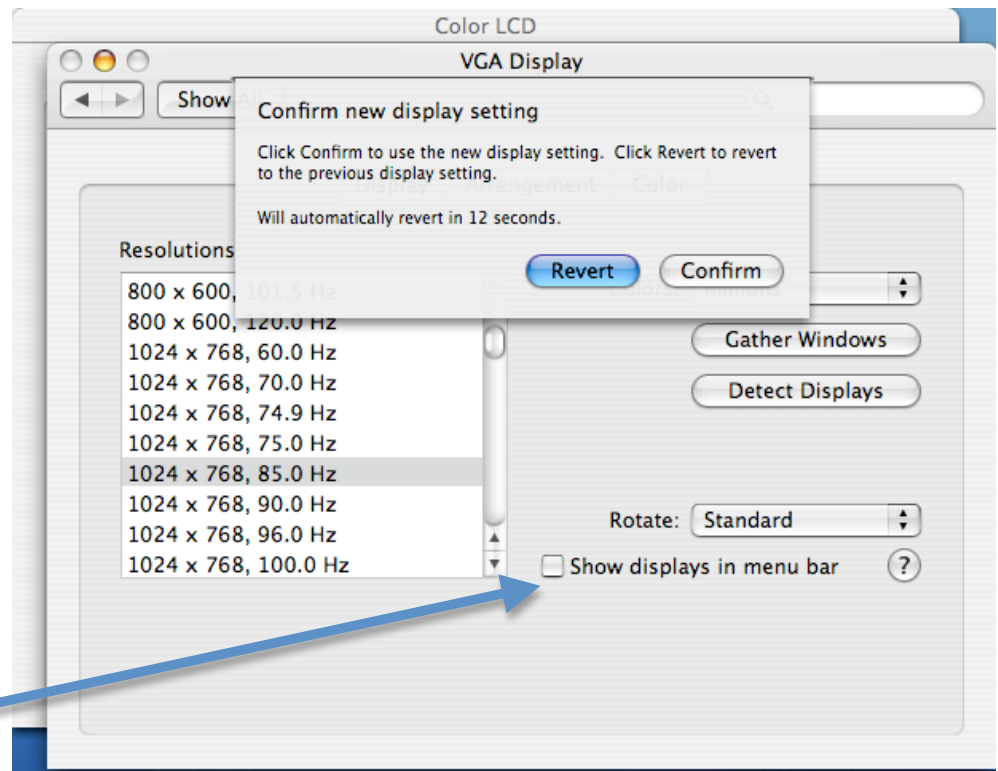
2. Click on the blue Apple in the top left of the menu bar, and choose **System Preferences**.

3. Click on the **Displays** icon under the **Hardware** heading.

4. You will see two display windows: 1 Color LCD window, and 1 VGA window. Under the **VGA Display** window, the projector's default resolution is shown. Feel free to experiment with various resolutions by clicking on higher numbers. The only problem is that some will not show the entire desktop.



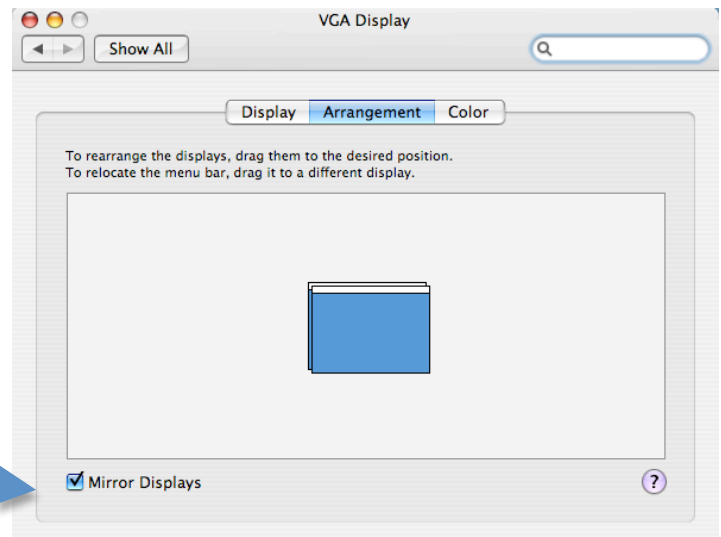
5. I have found that 1024x768,85Hz works best for my MacBook and projector. A message will appear to confirm your choice. Click confirm when you find the resolution that works best for you. Unfortunately, I know of no shortcut to continue to choose this resolution the next time you plug in your projector.



HINT: You can put a display icon in you dock to choose this setting quickly next time, but if you have several icons in your menu bar, you might not see the displays icon at a larger resolution.

Mirroring Displays

A projector should automatically project what you see on your desktop. Under the **Arrangement** tab, you can choose not to mirror displays, thus showing something completely different on the projector compared to what is shown on your computer's display.



This will treat the second display as a continuation of the first. You will have to drop and drag windows or applications you would like to see on the projector to the second display window.

NOTE: Seeing a desktop background without a menu bar or desktop icons once you connect a projector is a clue that display mirroring is turned off.

